

CVM 96

Three-phase power analyzer(balanced and unbalanced) for panel mounting



Description

Three-phase power analyzer(balanced and unbalanced) for its assembly on 96 x 96 mm panels, measuring in 2 quadrants.

Other features include:

- Current measuring .../5
- Communication protocol: Modbus RTU, Modbus TCP, Johnson Controls
- Connections: RS-232, RS-485, Ethernet
- 2 relay outputs
- ITF Technology: galvanic insulation protection inputs inputs, depending on the type
- Maximeter function (A / A III / kW III / kV·A III)
- Default page selection
- Metering ranges: 110, 520, 866 V f-f
- Detection of incorrect connections

Application

- Applied to the control of switchboards and low and medium voltage connection points.
- Control of alarms; the variable controlled, maximum and minimum values and delay variables are fully programmable.
- Control of instantaneous values and storage of maximum and minimum values of the electrical parameters metered.

Features

Power supply circuit	230 Vac (-15...+10%). For other values, see the coding table
Consumption	5 V·A
Frequency	45..0.65 Hz
Metering circuit	
Nominal voltage	300 Vac (ph-n) / 520 Vac (ph-ph)
Frequency	45...65 Hz
Current consumption of the circuit	0.75 V·A
Nominal current	... / 5 A
Overload (permanent)	1.2 I_n
Class/Accuracy	
Voltage	0.5 % ± 2 digits
Current	0.5 % ± 2 digits
Power ratings	1 % ± 2 digits
Type of output	
Maximum switching voltage	250 Vac
Maximum switching current	3 A
Mechanical working life	3 x 10 ⁷ operations
Maximum impulse frequency	1 impulse / s
Ambient conditions	
Operating temperature	-10 ... +50 °C
Relative humidity (non-condensing)	5 ... 95%
Build features	
Type of box	VO self-extinguishing plastic Fitted unit (frontal): IP 54
Degree of protection	Non-fitted unit (sides and rear cover): IP 31
Dimensions	96 x 96 x 78 mm
Weight	520 g.
Safety	
Designed for CAT III 300/520 Vac installations, in accordance with EN 61010 Double-insulated electric shock protection, class II	
Standards	
IEC 664, VDE 0110, UL 94, IEC 801, IEC 348, IEC 571-1, EN 61000-6-3, EN 61000-6-1, EN 61010-1	

CVM 96

Three-phase power analyzer(balanced and unbalanced)
for panel mounting



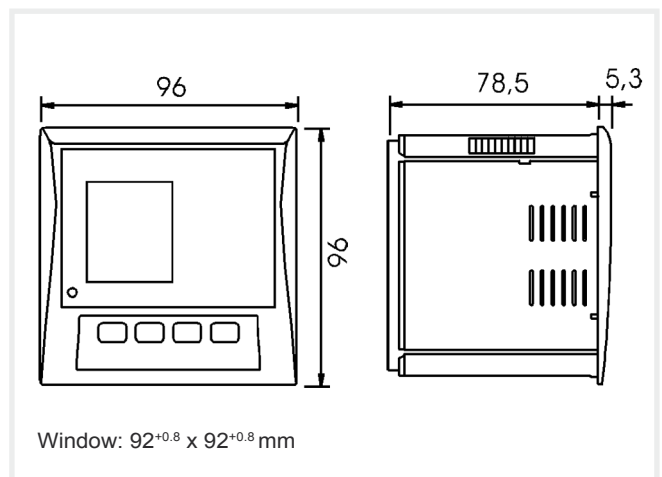
References

Quadrants	Class (V,A)	Communications	Protocol	Relay output	Harmonics	Current neutral	Type	Code
2	0,5	-	-	-	-	-	CVM 96	M51100
2	0,5	-	-	-	-	-	CVM 96-ITF	M51200
2	0,5	RS-485	Modbus / RTU	2	-	-	CVM 96-ITF-RS485-C2	M51211
2	0,5	Ethernet	Modbus / TCP	2	-	-	CVM 96-ITF-Ethernet-C2	M51231
2	0,5	RS-485	Johnson Controls	2	-	-	CVM 96-ITF-Johnson-C2	M51711
2	0,5	RS-485	Modbus / RTU	2	A (31°)	Yes	CVM 96-F- ITF-RS485-C2-HAR-IN	M51513

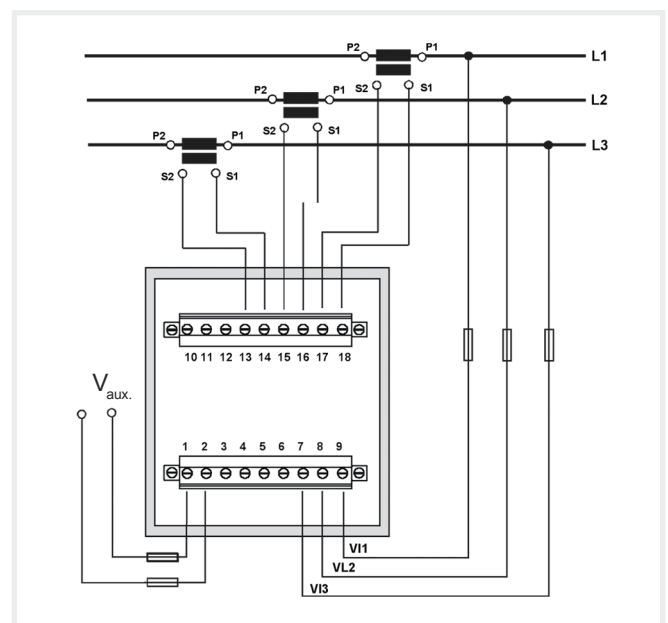
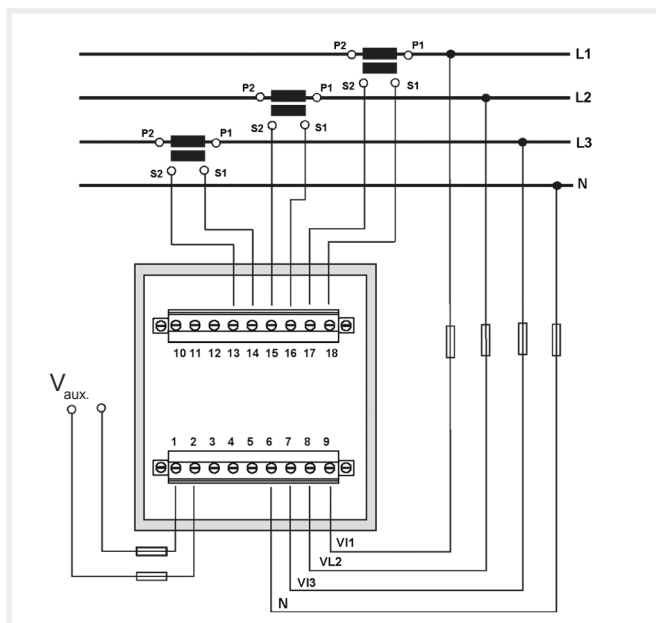
Coding table

M	5	X	X	X	X	0	0	X	X	X
Code						Internal Code				
Power Supply Voltage (PSV)	Standard (230 V ac)					0				
	110 V ac					1				
	400 V ac					3				
	480 V ac					4				
	24...0.120 V dc					5				
Voltage metered (VM)	Standard (300 V _{ph-n} / 520 V _{ph-ph})					0				
	63.5 V _{ph-n} / 110 V _{ph-ph}					1				
	500 V _{ph-n} / 866 V _{ph-ph}					3				
Current input (CI)	Standard (.../ 5 A)					0				
	.../ 1 A (Only ITF)					1				

Dimensions



Connections



See the user manual for other types of connections