


CVM BDM

Three-phase power analyzer(balanced and unbalanced) for DIN rail mounting, with internal 1 MB memory



Description

Three-phase power analyzer(balanced and unbalanced) for its assembly on DIN rails, with internal 1 MB memory, measuring in 4 quadrants.

Other features include:

- Current measuring .../5 A
- Measuring of active (kW·h) and reactive (kvarh) energy consumed and generated, both capacitive and inductive. (4 quadrants)
- 8 module DIN rail format
- Adjustable dual kW/MW scale
- Calculates the flicker per phase
- RS-485 communications with Modbus RTU and Zmodem protocol to download files
- Optional second RS-485 port to connect I/O peripherals
- ITF Technology: galvanic insulation protection inputs, depending on the type
- Default page selection
- Optional use of rates with RED or RED-MAX modules

Application

- Application for the control of switchboards and low and medium voltage connection points, where an analyzer must be installed on the DIN rail
- Control of instantaneous, maximum and minimum values of the electrical parameters metered
- Applications where the analyzer's memory must store the electrical parameters measured.

Features

Power supply circuit	230 V ac (-15...+10%). For other values, see the coding table
Consumption	6 V·A
Frequency	45..0.65 Hz
Metering circuit	
Nominal voltage	500 V ac (ph-n) / 866 V ac (ph-ph)
Frequency	40...65 Hz
Current consumption of the circuit	0.6 V·A
Nominal current	... / 5 A
Overload (permanent)	1.2 I _n
Class/Accuracy	
Voltage	0.5 % ± 2 digits
Current	0.5 % ± 2 digits
Power rating	1 % ± 2 digits
Internal memory	1 MB
Ambient conditions	
Operating temperature	-10 ... +50 °C
Relative humidity (non-condensing)	5 ... 95%
Build features	
Type of box	VO self-extinguishing plastic
Degree of protection	Embedded equipment: IP 41 Terminals: IP 20
Dimensions	140 x 110 x 70 mm (3 modules)
Weight	520 g
Safety	
Designed for CAT III 300/520 Vac installations, in accordance with EN 61010 . Double-insulated electric shock protection, class II	
Standards	
IEC 664, VDE 0110, UL 94, IEC 801, IEC 348, IEC 571-1, EN 61000-6-3, EN 61000-6-1, EN 61010-1	

CVM BDM

Three-phase power analyzer (balanced and unbalanced) for its assembly on DIN rails, with internal 1 MB memory



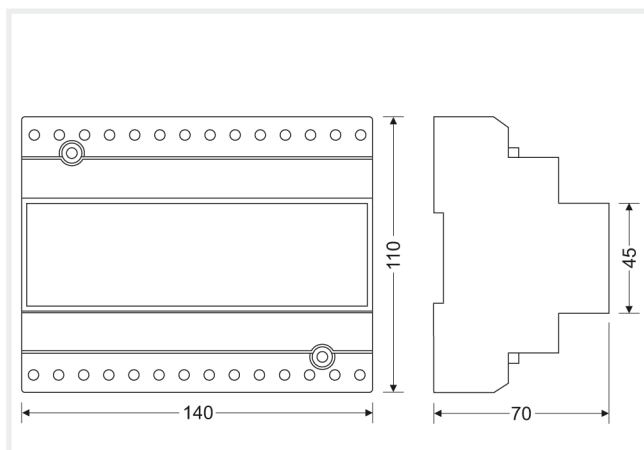
References

Quadrants	Class (V,A)	Clock	THD/D (V/A)	Maximum demand	Flicker meter	Harmonics meter	MODBUS / RTU Communications	Internal memory	Relay output	Output 4...20 mA	Type	Code
4	0,5	Yes	Yes	Yes	Yes	Yes	RS-485	1 MB	-	-	CVM-BDM	M52210
4	0,5	Yes	Yes	Yes	Yes	Yes	RS-485	1 MB	2	-	CVM-BDM-C2	M52211
4	0,5	Yes	Yes	Yes	Yes	Yes	-	1 MB	1	1	CVM-BDM-C420	M52212
4	0,5	Yes	Yes	Yes	Yes	Yes	RS-485	1 MB	-	2	CVM-BDM-420	M52213

Coding table

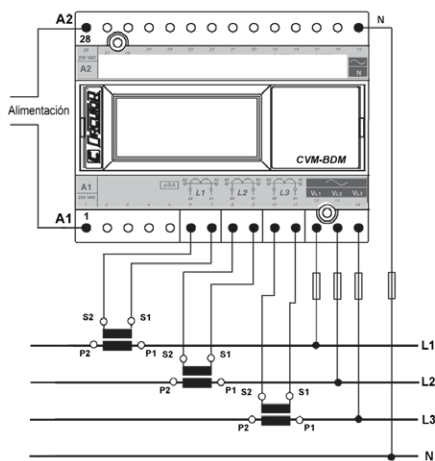
M	5	X	X	X	X	0	0	X	X	X	X	X
Code						Internal Code						
Power Supply Voltage (PSV)	Standard (230 V ac)					0						
	110 V ac					1						
	24..0.120 V dc					5						
Voltage measurement (VM)	Standard (300 V _{ph-n} / 520 V _{ph-ph})					0						
	110 V _{ph-n} / 190 V _{ph-ph}					1						
	500 V _{ph-n} / 866 V _{ph-ph}					3						
Current input (CI)	Standard (... / 5 A)					0						
	... / 1 A (Only ITF)					1						
Other (only CVM-BD-RED/ BDM)	Standard						0	0				
	RS-232 Communications								0	1		

Dimensions



Connections

Three-phase network (low voltage)



3 current transformers + 2 voltage transformers

