

CVM NRG 96

Three-phase power analyzer(balanced and unbalanced) for panel mounting



Description

Three-phase power analyzer(balanced and unbalanced) for its assembly on panels with a minimum depth, measuring in 4 quadrants.

- Other features include: Class 0.5 energy
- Current measure .../5
- RS-485 Modbus/RTU Communications, depending on the type
- Instantaneous, maximum and minimum parameter display
- Digital output with optoinsulated transistor
- ITF Technology: Galvanic insulation protection inputs inputs, depending on the type
- Maximeter function (A / A III / kW III / kV·A III)
- Default page selection
- Universal power supply for Plus types

Application

- Applied to the control of switchboards and low and medium voltage connection points.
- Alarm control, with full programming of the variable controlled, maximum and minimum values and the delay
- Control of active or reactive energy with pulses
- Control of instantaneous, maximum and minimum values of the electrical parameters metered

Features

Power supply circuit	dc Version	Plus Version: ac and dc
		24 Vdc (-15...+10%)
AC Power supply frequency	-	50...60 Hz (ac type)
Maximum consumption (equipment with communications)	2.2 W	2 V·A
DC Power supply consumption (equipment w/o communications)	1.8 W	2 V·A
Metering circuit		
Nominal voltage	300 Vac (ph-n) / 520 Vac (ph-ph)	
Frequency	45..0.65 Hz	
Nominal current	I_n .../ 5 A	
Current consumption of the circuit	0.75 V·A	
Overload (permanent)	1.1 I_n	
Class/Accuracy		
Voltage	0.5 % ± 2 digits	
Current	0.5 % ± 2 digits	
Power rating	1 % ± 2 digits	
Ambient conditions		
Operating temperature	-10 ... +50 °C	
Relative humidity	5 ... 95%	
Output transistor		
Maximum switching voltage	24 Vdc	
Maximum switching current	50 mA	
Maximum impulse frequency	5 impulse / s	
Duration of the impulse	100 ms	
Build features		
Type of box	VO self-extinguishing plastic	
Degree of protection	Fitted unit (frontal): IP 51 Non-fitted unit (sides and rear cover): IP 31	
Dimensions	96 x 96 x 63 mm	
Safety		
Designed for CAT III 300/520 Vac installations, in accordance with EN 61010. Double-insulated electric shock protection, class II		
Standards		
IEC 664, VDE 0110, UL 94, IEC 801, IEC 348, IEC 571-1, EN 61000-6-3, EN 61000-6-1, EN 61010-1		

CVM NRG 96

Three-phase power analyzer(balanced and unbalanced) for panel mounting



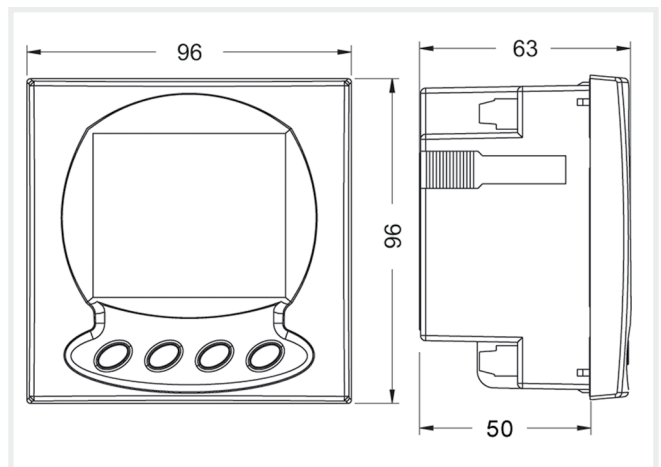
References

Quadrants	Class (V, A)	Communications MODBUS / RTU Protocol	Digital output	Universal power supply	Harmonics	Type	Code
4	0,5	-	-	Yes	-	CVM-NRG 96	M51800
4	0,5	-	-	Yes	-	CVM-NRG 96-ITF	M51900
4	0,5	RS-485	1	Yes	-	CVM-NRG 96-ITF, RS485 C	M51911
4	0,5	RS-485	1	Yes	V and I (15°)	CVM-NRG 96-ITF-HAR, RS485 C	M51B11

Coding table

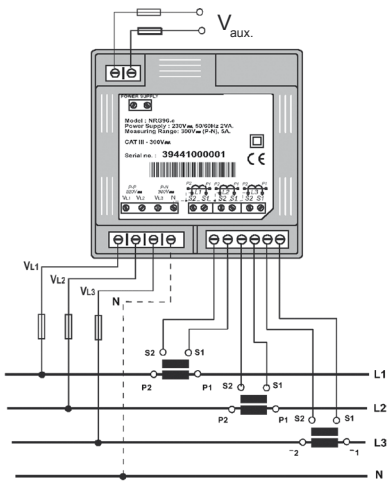
M	5	X	X	X	X	0	0	X
Code						Internal Code	↑	
Power Supply Voltage (PSV)	Standard (230 Vac)					0		
	85...265 Vac					A		
	24...0.120 Vdc					5		

Dimensions

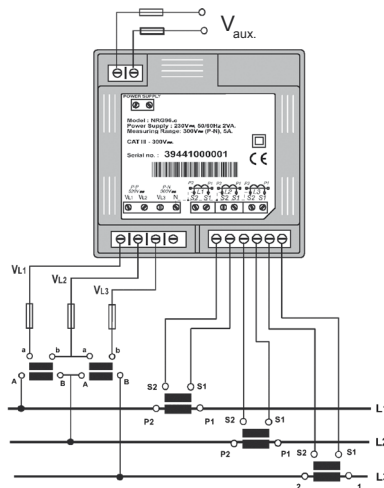


Connections

CVM NRG96, 3 or 4 wires (low voltage)



CVM NRG96, 3 wires (2 Voltage transformers and 3 Current transformers)



CVM NRG96, 3 wires (2 Voltage transformers and 2 Current transformers)

